

Election Index Card For Legislative Assembly Elections


20-March-2017

FINALISED

(at election where electronic voting machines are used)

State : Punjab District : Year of Election : 2,017
 Number & Name of Assembly Constituency 29- Phagwara Type of Constituency : SC



I Candidates		Male	Female	Third Gender	Total
1.	Nominated	11	1	0	12
2.	Nominations rejected	4	1	0	5
3.	Withdrawn	0	0	0	0
4.	Contested	7	0	0	7
5.	Forfeited Deposits	4	0	0	4
II Electors		General		Service	Total
		Other than NRIs	NRIs		
1.	Male	93716	1	214	93931
2.	Female	84354	0	79	84433
3.	Third Gender	6	0	0	6
4.	Total	178076	1	293	178370
III Voters Turned up for Voting		General		Total	
		Other than NRIs	NRIs		
1.	Men		65666	0	65666
2.	Women		63751	0	63751
3.	Others		1	0	1
4.	Total (Men + Women+ Others)		129418	0	129418
IV Details of Votes Polled on EVM					
1.	Total votes polled on EVM				129418
2.	Test votes under Rule 49 MA				0
3.	Votes Not Retrieved From EVM				0
4.	Rejected votes (due to other reasons)				0
5.	Votes polled for 'NOTA' on EVM				1080
6.	Total of test votes+votes not retrieved+votes rejected(due to other reasons)+'NOTA' [2+3+4+5]				1080
7.	Total Valid Votes Counted From EVM [1-2-3-5]				128338
V Details of Postal Votes					
1.	Postal Votes Counted				530
2.	Postal Votes Rejected				99
3.	Postal votes polled for 'NOTA'				14
4.	Total of Postal Votes rejected + 'NOTA' [2+3]				113
5.	Total Valid Postal Votes [1-4]				417
VI Combined Details of EVM & Postal Votes					
1.	Total votes polled [IV(1) + V(1)]				129948
2.	Total of test votes + votes not retrieved + votes rejected+ 'NOTA' [IV(6)+V(4)]				1193
3.	Total Valid Votes [IV(7)+V(5)]				128755
4.	Total votes polled for 'NOTA' [IV(5)+V(3)]				1094
VII Miscellaneous					
1.	Proxy Votes				0
2.	Tendered Votes				2
3.	Total Number of Polling Stations set up in the Constituency				212
4.	Average Number of Electors Assigned to a Polling Station				840
5.	Date (s) of Poll				04-Feb-2017
6.	Date (s) of Re-poll, if any				
7.	Total Number of polling stations where re-poll was ordered				
8.	Date (s) of Counting				11-Mar-2017
9.	Date of Declaration of Result				11-Mar-2017
10.	Whether this is Bye-election or Countermanded Election?	(Yes/No)	NO		
11.	if yes, reason thereof				


 S.D. cum R.O.
 29-Phagwara(R)

VIII. Details of Votes Polled by Each Candidate

SI No.	Names of the Contesting Candidates (In Block Letters)	Sex <small>Male/ Female/ Third Gender</small>	Age	Category <small>Gen/SC/ST</small>	Party	Symbol	Valid Votes Polled		
							Counted from EVM	Postal	Total
AC NO. & Name - 29 Phagwara-(SC)									
1	SOM PARKASH	M	67	SC	Bharatiya Janata Party	Lotus	45338	141	45479
2	JOGINDER SINGH MANN	M	66	SC	Indian National Congress	Hand	43343	127	43470
3	JARNAIL NANGAL	M	43	SC	Aam Aadmi Party	Broom	32251	123	32374
4	SURINDER DHANDA	M	39	SC	Bahujan Samaj Party	Elephant	6136	24	6160
5	ASHWANI KUMAR SAHOTA	M	28	SC	Independent	Battery Torch	498	0	498
6	TIRATH RAM	M	62	SC	Bahujan Mukti Party	Cot	397	2	399
7	TULSI RAM KHOSLA	M	49	SC	Bahujan Samaj Party (Ambedkar)	Telephone	375	0	375
Grand Total :							128338	417	128755

Certified that the Election Index Card has been checked with Forms 3A, 4, 7A, 20 and 21C or 21D or 21E and R.O.'s Report etc. and that there is no discrepancy. Further it is certified that the Party Affiliations and symbols allotted have been verified from the list of contesting candidates in form 7A.

Date	Signature
<div style="text-align: center;">  (Signature and Seal) Chief Electoral Officer </div>	<div style="text-align: center;">  S.D.M-cum-R.O. 29-Phagwara(R) </div>

Chief Electoral Officer-Cum-Principal
Secretary Elections, Pb.